



HOW TO MAKE A FEE PAYMENT IN SKYWARD



Family Access/Skyward

go to
www.fortbendisd.com/Domain/170 and click the Skyward Family Access link and log in.

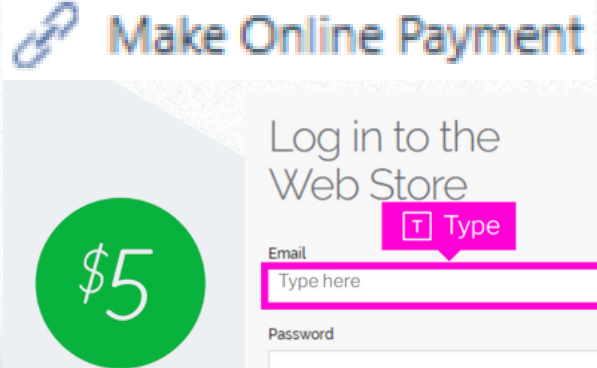
Step 01



Fees & Fee Payments

Click on "Fee & Fee Payments" tile.

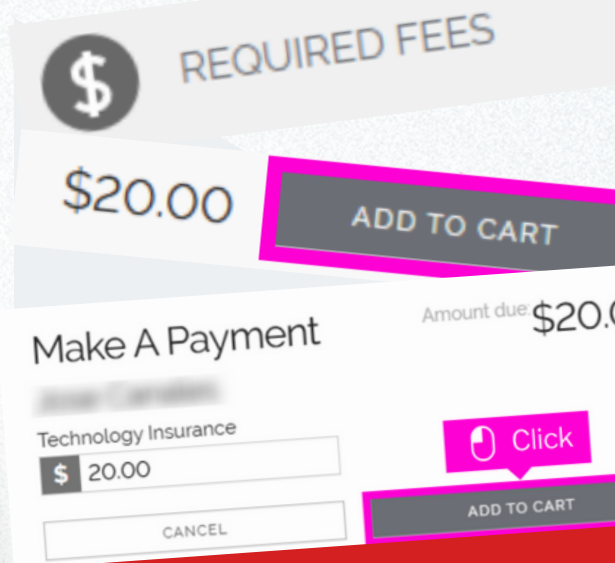
Step 02



Make Payment (\$5)

Review fees and click on Make Online Payment RevTrak. You will be redirected to the RevTrak portal. You must have a webstore account to continue. If you do not already have one click "Create New Account."

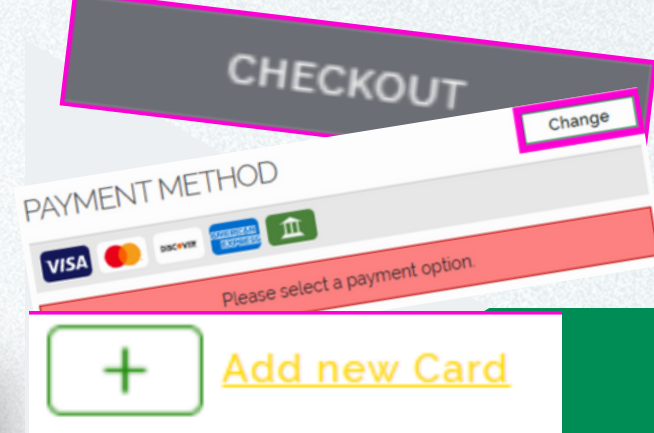
Step 03



Fees

Click on "Required Fees." Review fee and click "Add to Cart" to pay for the fee.

Step 04



Check Out

Click "Check Out." Click "Change" next to "Payment Method" to add a payment method. Click "Add New Card." Enter card information and submit payment

Step 05

Click the link for a tutorial video: <https://ior.ad/aLdw?iframeHash=trysteps-1>